

Care Products for the Bathroom

The smart choice for

Nursing homes
Retirement villages
Hospitals
Schools
Aquatic centres
Hotels

Making a difference

Independence
Dignity
Safety
Comfort
Quality



Our Philosophy

Acknowledging we are all different, with varying abilities that continue to change.

Caredesign is dedicated towards the provision of equipment that improves the quality of life – maximizing an individual's independence, dignity, safety and comfort.

We represent Pressalit Care, the Scandinavian based creators of truly unique bathroom and kitchen product solutions for the aged care market, as well as for those people with a disability.

Our multi-disciplined team has over 25 years worth of industry experience, giving us a distinct advantage when offering advice and direction on product suitability, installation, OH&S issues and compliance with all relevant guidelines / Australian Standards.

The main considerations

Making the right choice is fundamental when choosing product, so these factors below, we believe must be taken into account.

Pressalit Care product advantages

Incorporating the appropriate product solution delivers better outcomes for all.



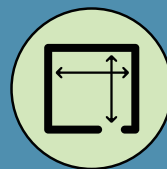
User

- Is the user an adult or child?
- Slim or solidly built?
- Independent or dependent?
- Will the needs change?
- Will having adjustable products improve their independence?



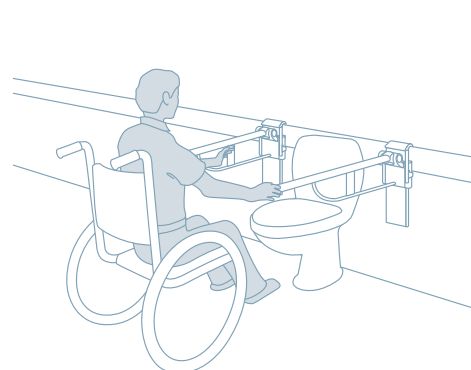
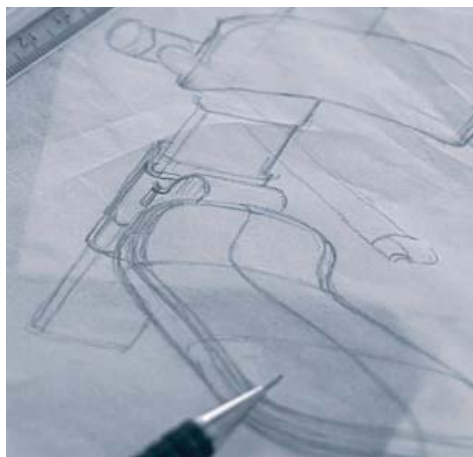
Carer

- Is only one carer needed or many?
- Which mobility aids and transfer methods are to be used?
- Is the carer left or right handed?



Room

- Will the room be used by one particular user or several different users?
- What space requirements are needed for mobility aids?
- Does the configuration of the bathroom respect the users and carers dignity?



Pressalit Care product advantages:

... for the user:



Independence

Pressalit Care makes the user as independent as possible, with products that can be adjusted and positioned for each individual – whether adult or child, walking or seated.

Details

The functional design, choice of materials and attention to detail makes it easy to adapt to needs as and when they change.

Self-esteem

The strength and durability of the products make the bathroom a safer environment and enhance people's confidence to use them. Safe and stylish surroundings in the bathroom gives the user more dignity and self-esteem.

... for the carer:



Working environment

Pressalit Care's products help minimise physical strain whilst making work routines easier and more pleasant.

Flexibility

Pressalit Care's products can be adjusted and moved quickly and easily according to the user and carer's needs.

Respect

The flexibility of the products ensures that the carer can carry out their work without compromising the user's dignity.

... for the room:



Function

Our experience gives security that bathrooms will be suited to the users and personnel, and that working environment regulations can be met.

Future-proofing

Pressalit Care's system removes the need for renovation should user needs change, or if new users start to use the room.

Design

Pressalit Care means flexibility, functionality and good economics, without comprising design or room configuration.



Built in lever easily adjusts height and locks into place
Conveniently folds up

Folding Seat - Adaptable

Ideal for use in retirement villages and independent living units (ILU's). By installing the vertical wall track into shower areas, a seat can easily be attached or removed at any time.

- Occupies minimal space
- Conveniently folds up
- Seat height can be adjusted up to 250mm
- Built in lever easily adjusts height and locks into place
- Easy to add or remove the seat
- Durable and scratch resistant finish
- Weight loading capacity 135kg
- Selected colour options available

400mm vertical wall track with grooves

- Stylish compact design
- Anodised aluminium finish
- Disperses weight loading over a larger area
- Concealed fixing points

Product Code

EP-R9914 400mm Vertical wall track with grooves

EP-R9505000 Folding seat without vertical wall track (White)

EP-R5145000 Folding seat with 400mm vertical track (White)



Easy grip, ergonomical tip
Broad, soft, slip-resistant surfaces for hands and arms
Simple to mount or remove
Easy lever locking mechanism - no tools required

Support Arms - Adjustable Height

The support arms are the cost effective solution for providing support around the toilet, especially in aged care facilities. By installing the vertical wall track along side the toilet, support arms can easily be attached as required.

- Easy to add or remove
- Height can be set to best suit the user, vertical adjustment 250mm
- Assists transfers while providing all-round sitting support
- Ergonomic tip makes it easier for the user to pull forward when seated
- Folds upright into hold position with no finger traps
- Easily released and lowered in one movement
- Weight loading capacity 135kg
- Colour options including strong primary tones for dementia and visually impaired
- Optional toilet roll holder
- Nurse call devices can be integrated

400mm vertical wall track

- Stylish compact design
- Anodised aluminium finish
- Disperses weight loading over a larger area
- Concealed fixing points

Product Code

EP-R9900 400mm Vertical wall track

EP-R9308000 Folding support arm without vertical wall track (White)

EP-R3148000 Folding support arm with 400mm vertical track (White)

EP-R9320 Toilet roll holder for adjustable height folding support arm



Support Arms - Fixed Height

Economical fixed height support arm.

- Counter balance mechanism for safer lowering
- Supplied with fixing bolts
- Easy to clean smooth surfaces
- Ergonomic tip makes it easier for the user to pull forward when seated
- Folds upright into hold position with no finger traps
- Durable Rilsan finish is slip resistant and warm to touch
- Weight loading capacity 120kg
- Colour option available
- Nurse call devices can be integrated

Product code

EP-R1100000 Fixed height folding support arm (White)

EP-R1151 Toilet roll holder for fixed height support arm



Support Arms – Pan Mounted

This stylish toilet support system can be fitted to almost any toilet pan. Suitable for low level care applications and an ideal option for people who want a discrete but effective toileting aid.

- Ergonomically shaped hand profiles
- Support arms conveniently fold back individually when not required
- Hygienic slimline mounting brackets
- Includes a dedicated Dania care toilet seat (White)
- Weight loading capacity 140kg when fitted to a suitably installed pan
- Optional toilet roll holder

Product Code

EP-R1170

Toilet Support System with Dania Double Flap Toilet Seat (White)

EP-R1175

Toilet Roll Holder for Toilet Support System



Nursing Bench

Designed for situations where a person needs to be showered while laying down, the nursing bench can be lowered to a suitable height for transfer, for example, from a wheelchair, and then raised to an appropriate working height for the carer. Particularly helpful in aquatic centres and school applications.

- Remote controlled, low voltage (24V) for safe operation in a wet area
- 700mm of height adjustability (Min. 300mm - Max. 1000mm)
- No cold surfaces – covered with polyurethane foam
- Curved for added comfort and safety
- Manually adjustable back support
- Water collection tray with integral outlet prevents splashing on carer
- Integrated gas cylinder enables bench to be easily folded against the wall when not in use to maximise floor space
- Weight loading capacity 200kg
- Fixed height option available

Product Code

EP-R8518021

1800mm* Adjustable height nursing bench

EP-R8511

Safety Rail 1636mm for use with EP-R8518021

EP-R8513021

1300mm† Adjustable height nursing bench

EP-R8510

Safety Rail 1200mm for use with EP-R8513021

When mounted at the recommended height, the Nursing Bench can be adjusted from 300 to 1000mm above the floor.

*Overall width 1910mm

†Overall width 1410 mm



Change Table

Designed for applications when a person will be changed or attended to in a laying position. Ideal for children and adult applications, the adjustability improves safety and reduces the OHS risks for carers.

- Remote controlled, low voltage (24V)
- Firm, flat profile bench top
- 700mm of height adjustability (Min:300mm, Max:1000mm)
- Integrated gas cylinder enables bench to be folded against the wall when not in use to maximise floor space
- Weight load capacity for the 1800mm change table - 120kg
- Weight load capacity for the 1400mm change table - 75kg
- For dry area use only
- Mattress and guard rail options available

Product Code

EP-R8772000

1400mm Adjustable height change table

EP-R8773000

1800mm Adjustable height change table

EP-RB1922000

Guard rail to suit adjustable height change table

When mounted at the recommended height, the Change Table can be adjusted from 300 to 1000mm above the floor.

More from the Pressalit Care range

Total bathroom solutions maximising safety and independence for users and carers with products including:

- Care toilet seats
- Shower chairs
- Adjustable height basin brackets
- Grab rails



Bench tops and wall cabinets fitted with Indivo will meet everyone's needs

The Pressalit Care Indivo system, allows the height of wall cupboards and bench tops to be easily adjusted, enabling users to work at the appropriate ergonomic height, whether they are sitting or standing.

The clever Indivo frame design and concealed lifts means virtually any bench finish can be added, allowing you to match to existing or new fixtures.

Indivo flexible solutions are ideal for kitchens, work stations and educational facilities such as science labs, where special individual needs have to be catered for - simply adjust the height as required.

- Indivo can accommodate most standard design components
- Be easily incorporated into new facilities or existing
- Simplistic front mounted bench top user control switches
- Wall cabinets can also move in tandem with bench tops
- A sensitive safety mechanism option, prevents contact with user or other items

To access the complete brochure range covering all the products available, please contact Caredesign



 **caredesign**
specialist interiors

PO Box 2129, Taren Point, NSW 2229, Australia
Phone: 1300 798 744 Fax: 1300 793 644
email: info@caredesign.com.au www.caredesign.com.au