

Rodan washroom accessories

FUNCTIONAL, HYGIENIC

HIGH QUALITY

STAINLESS STEEL

TIMELESS ANGULAR DESIGN



FRANKE WASHROOM
SYSTEMS

WWW.ENWARE.COM.AU

Rodan - strength with modern design

THE TIMELESS DESIGN OF RODAN STAINLESS STEEL ACCESSORIES WITH THEIR ANGULAR SIDE PROFILE LENDS ITSELF TO CONTEMPORARY DECOR OF HEAVILY FREQUENTED WASHROOMS AND RESTROOMS. RODAN WASHROOM ACCESSORIES GIVE PROFESSIONALS APPROPRIATE SOLUTIONS FOR DESIGNING WASHROOM SOLUTIONS FOR PUBLIC, SEMI-PUBLIC AND COMMERCIAL FACILITIES.

EXPERIENCE THE ADVANTAGES:

- 0.8mm of durable stainless steel
- 304# grade "high quality" stainless steel
- Proven strength, installed in washrooms throughout the world
- 5-year Franke warranty*
- Brushed stainless finish
- Cylinder lock with Rodan key, fits all models for easier maintenance
- Continuous hinges for superior strength
- Up to 600 paper towels per dispenser
- 2000 soap pump operations possible per fill
- 1,250,000 tested soap pump operations without loss of function
- Choose recessed or surface mounted accessories

* 5 year limited manufacturers warranty for all Rodan products except for hand dryer which is 2 year. Check with your Enware representative for full details.



FRANKE
WASHROOM
SYSTEMS

ENWARE

WALL MOUNTED SAMPLE WASHROOM



WALL MOUNTED SAMPLE WASHROOM:

- Equipped with RODAN soap dispenser and combination paper towel dispenser and waste bin
- More design flexibility
- Suits washroom upgrades
- Retrofittable

RECESSED SAMPLE WASHROOM



RECESSED SAMPLE WASHROOM:

- Equipped with RODAN soap dispenser and combination paper towel dispenser and waste bin
- Space saving
- Ideal for new builds

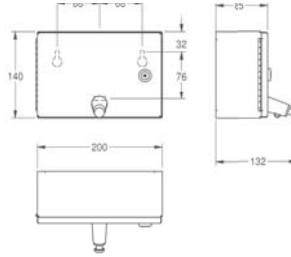
RODAN WALL MOUNTING

SOAP DISPENSER FOR WALL MOUNTING - FRONT BUTTON

- 1 litre poly soap tank, suitable for liquid soaps and lotions
- Clever ergonomic single hand operating design
- Over 1 million tested pump operation without loss of function
- Internal tank helps prevent corrosion, is easier to clean and allows maximum soap use
- Supplied with fixings

Dimensions: 200x140x85 mm

Order Code: **ENF-RODX619**

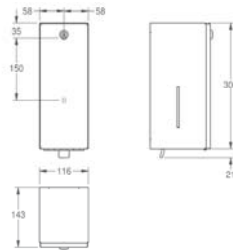


SOAP DISPENSER FOR WALL MOUNTING - LEVER HANDLE

- 800mL poly soap tank, suitable for liquid soaps and lotions
- Internal tank helps prevent corrosion, is easier to clean and allows maximum soap use
- Lever pull handle operation
- Supplied with fixings

Dimensions: 116x321x143mm

Order Code: **ENF-RODX618**

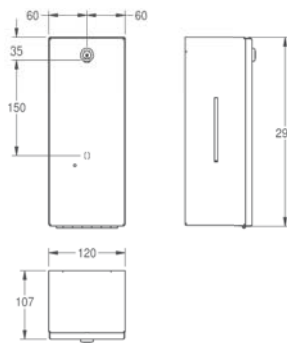


TOUCH-FREE SOAP AND DISINFECTANT DISPENSER FOR WALL MOUNTING

- Infrared sensor for non-touch operation
- LED indicates low-battery status
- Uses 6 x 1.5V (= 9V) AA alkaline batteries
- 800mL poly soap tank, suitable for liquid soaps, lotions, antiseptic soaps and disinfectants
- Dispenses 0.6 to 1.1 ml depending on soap
- Internal tank helps prevent corrosion, is easier to clean and allows maximum soap use
- Supplied with fixings

Dimensions: 120x295x107mm

Order Code: **ENF-RODX625**

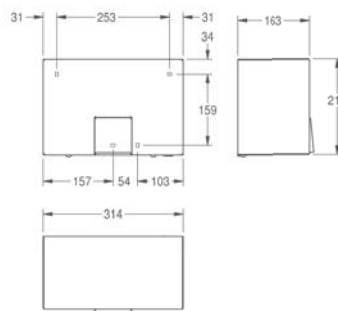


TOUCH-FREE WARM HAND DRYER FOR WALL MOUNTING

- Material thickness 1.2mm
- Infrared sensor for non-touch operation
- Sensor range adjustable from 10 to 30 cm
- Cable and plug not included
- 2-year Franke warranty*

Connection voltage: 230 V, 50 Hz
 Total power: 2200 W
 Heater: 2100 W
 Motor: 100 W motor with 2850 RPM
 Air volume: 274 m³/h
 Air velocity: 15.5 m/s
 Dimensions: 314x215x163mm

Order Code: **ENF-RODX310**

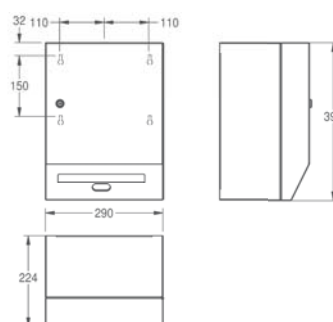


TOUCH-FREE PAPER TOWEL DISPENSER FOR WALL MOUNTING

- Infrared sensor for non-touch operation
- Integrated tear-off edge
- Uses four standard D 1.5V batteries
- Maintenance-free mechanism and easy paper roll change mechanism, for rolls with max. width 210 mm and max. diameter 220 mm
- Paper length adjustable to 200, 250 and 300 mm
- Supplied with fixings

Dimensions: 290x390x224 mm

Order Code: **ENF-RODX630**



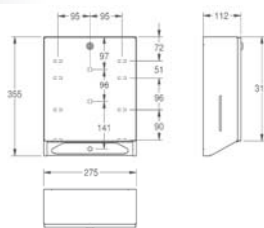
RODAN WALL MOUNTING

PAPER TOWEL DISPENSER FOR WALL MOUNTING

- Inspection windows on sides
- Loading capacity 500 - 800 paper towels depending on convolution
- Supplied with fixings

Dimensions: 275x355x112mm

Order Code: **ENF-RODX600**

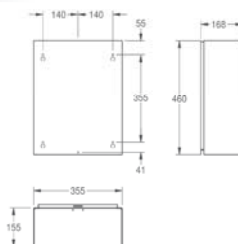


WASTE BIN FOR WALL MOUNTING

- Rounded edges
- Approximately 23 litre capacity
- Mounting either with mounting bracket or directly onto the wall
- Supplied with fixings

Dimensions: 355x460x168 mm

Order Code: **ENF-RODX605**

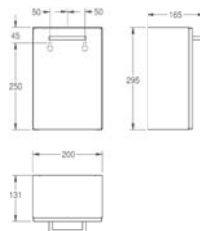


SANITARY TOWEL DISPOSAL AND WASTE BIN FOR WALL MOUNTING

- Approximately 3.7 litre capacity
- Removable plastic container inside
- Supplied with fixings

Dimensions: 200x295x165 mm

Order Code: **ENF-RODX611**

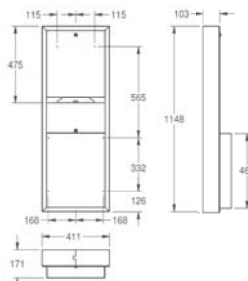


COMBINATION PAPER TOWEL DISPENSER/WASTE BIN FOR WALL MOUNTING

- Flat front cover with security lock and separate bin release
- Loading capacity 500 - 800 paper towels depending on brand and folding
- Waste bin with approximately 23 litre capacity
- Supplied with fixings

Dimensions: 411x1148x171 mm

Order Code: **ENF-RODX602**

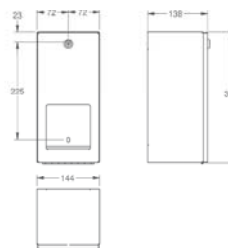


DOUBLE TOILET ROLL HOLDER WITH SPINDLE SYSTEM FOR WALL MOUNTING

- Suits 2 rolls with max. Ø 120 mm
- Second roll will be released after consumption of first roll
- Reserve roll not visible
- Supplied with fixings

Dimensions: 144x301x138 mm

Order Code: **ENF-RODX672**

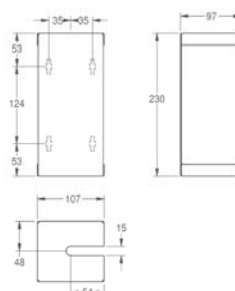


TOILET BRUSH HOLDER FOR WALL MOUNTING

- Closed cover to the front
- Lasered opening for brush
- White nylon brush with flushing rim cleaner
- Withdrawal opening either left or right, depending on mounting
- Removable plastic drip tray
- Supplied with fixings

Dimensions: 110x230x111mm

Order Code: **ENF-RODX687**



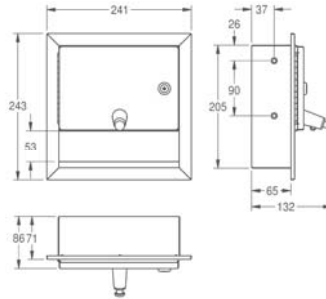
RODAN RECESSED MOUNTING

SOAP DISPENSER FOR RECESSED MOUNTING

- 1 litre poly soap tank, suitable for liquid soaps and lotions
- Clever ergonomic single hand operating design
- Over 1 million tested pump operation without loss of function
- Internal tank helps prevent corrosion, is easier to clean and allows maximum soap use
- Supplied with fixings

Dimensions: 241x243x86mm

Order Code: ENF-RODX619E

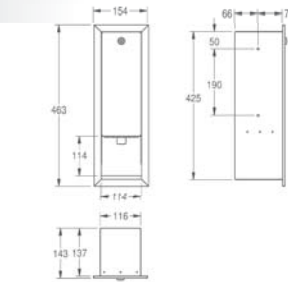


SOAP DISPENSER FOR RECESSED MOUNTING

- 800mL poly soap tank, suitable for liquid soaps and lotions
- Internal tank helps prevent corrosion, is easier to clean and allows maximum soap use
- Lever pull handle operation
- Supplied with fixings

Dimensions: 154x463x143mm

Order Code: ENF-RODX618E

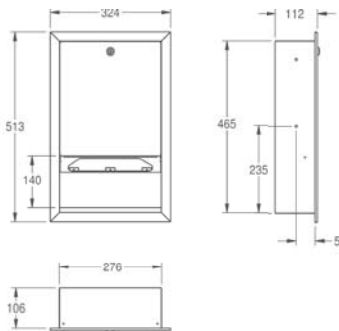


PAPER TOWEL DISPENSER FOR RECESSED MOUNTING

- Loading capacity 500 - 800 paper towels depending on convolution
- Supplied with fixings

Dimensions: 324x513x112mm

Order Code: ENF-RODX600E

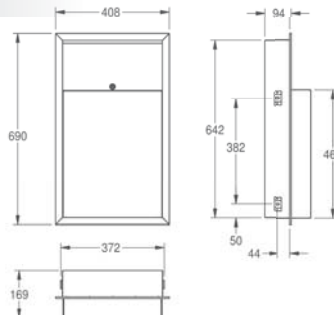


WASTE BIN FOR RECESSED MOUNTING

- Security lock bin release
- Waste bin with approximately 23 litre capacity
- Supplied with fixings

Dimensions: 408x690x169 mm

Order Code: ENF-RODX605E

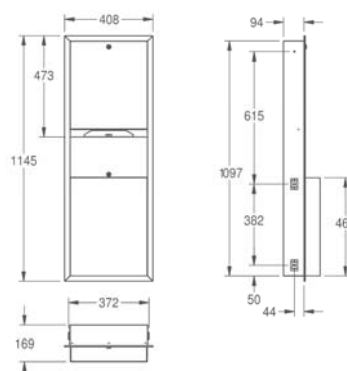


COMBINATION PAPER TOWEL DISPENSER/WASTE BIN FOR RECESSED MOUNTING

- Flat front cover with security lock and separate bin release
- Loading capacity 500 - 800 paper towels depending on brand and folding
- Waste bin with approximately 23 litre capacity
- Supplied with fixings

Dimensions: 408x1145x169mm

Order Code: ENF-RODX602E



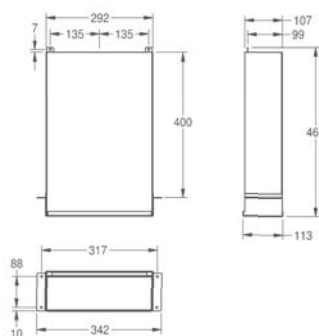
RODAN RECESSED MOUNTING

PAPER TOWEL DISPENSER FOR HIDDEN MOUNTING

- For hidden mounting behind wall and mirror
- Capacity for 600 C-fold or 800 multifold paper towels
- Filling from bottom
- Supplied with fixings

Dimensions: 342x464x113mm

Order Code: **ENF-RODX600ME**

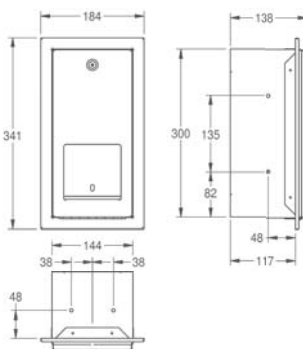


DOUBLE TOILET ROLL HOLDER WITH SPINDLE SYSTEM FOR RECESSED MOUNTING

- Suits 2 rolls with max. Ø 120 mm
- Second roll will be released after consumption of first roll
- Reserve roll not visible
- Supplied with fixings

Dimensions: 184x341x138mm

Order Code: **ENF-RODX672E**



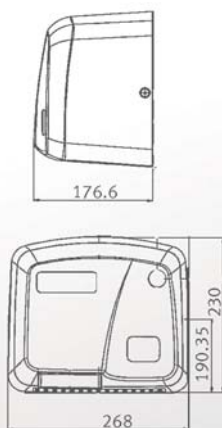
ENWARE-FRANKE - Other Washroom Accessories

HAND DRYER WITH ABS PLASTIC COVER

- Heavy duty, fire retardant ABS cover
- Sensor activated for no-touch operation
- Automatic shut off after 120 seconds of continuous use
- Adjustable sensor range 13-23cm, 18cm factory set

Specs: 230V, 50Hz, output 1800W

Order Code: **ENF-ARTW410**



TOILET SIGNS

- Stainless steel
- Etched Pictogram
- Easy to read
- 125 x 125mm

Order Codes:

Male: **ENF-BS630**

Female: **ENF-BS631**

Wheelchair: **ENF-BS632**



ENWARE-FRANKE - Other Washroom Accessories

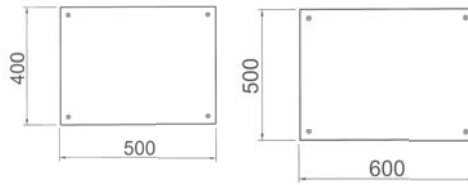
MIRROR - CHRONOS MEDIUM DUTY STAINLESS STEEL MIRROR

- Easy fixing
- 1.5mm high polish stainless steel

Order Codes:

ENF-CHRH501 - 500 x 400mm

ENF-CHRH601 - 600 x 500mm



MIRROR - HEAVY DUTY STAINLESS STEEL MIRROR

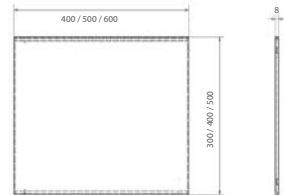
- Concealed vandal resistant fixings
- 1mm high polish stainless steel with reinforced backing

Order Codes:

ENF-M400HD - 400 x 8 x 300mm

ENF-M500HD - 500 x 8 x 400mm

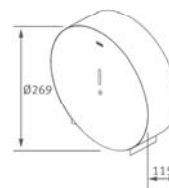
ENF-M600HD - 600 x 8 x 500mm



COMPACT TOILET ROLL HOLDER

- Holds larger rolls for reduced maintenance frequency
- Solid stainless steel construction for greater vandal resistance
- Concealed fixings and lockable lid for security

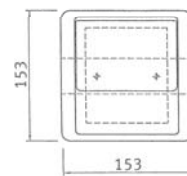
Order Code: **ENF-CHR669**



RECESSED TOILET ROLL HOLDER - SINGLE ROLL

- Stainless steel with satin finish
- Designed for standard toilet rolls

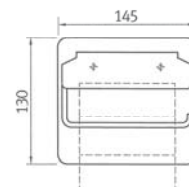
Order Code: **ENF-STR673E**



WALL MOUNT TOILET ROLL HOLDER - SINGLE ROLL

- Stainless steel construction
- Designed for multi-size toilet rolls

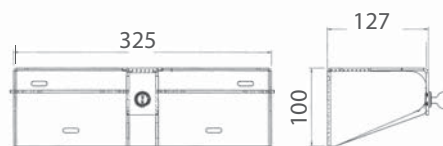
Order Code: **ENF-BS677**



WALL MOUNT TOILET ROLL HOLDER - DOUBLE ROLL

- Heavy duty 3mm stainless steel
- Key locked for theft resistance
- Controlled delivery
- Holds standard toilet rolls

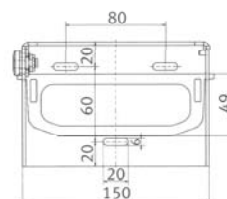
Order Code: **ENF-CHR676**



WALL MOUNT TOILET ROLL HOLDER - SINGLE ROLL

- Heavy duty 3mm stainless steel
- Key locked spindle for theft resistance
- Designed for standard toilet rolls

Order Code: **ENF-CHR675**



SOAP DISHES



Order Code: **ENF-BS646**



Order Code: **ENF-BS648**

COAT HOOKS



Order Code: **ENF-STR692**



Order Code: **ENF-STR694**

MORE STAINLESS STEEL WASHROOM SOLUTIONS



VISIT WWW.ENWARE.COM.AU/FRANKE

WATER EFFICIENT TAPWARE SOLUTIONS FROM ENWARE

TIME FLOW BASIN TAP - PUSH BUTTON

- Choose 3, 7 or 15 seconds flow time
- 6, 5, 4 or 3 Star WELS
- Lever option available

Order Code: **TFC745P**



TIME FLOW TEMPO MIX BASIN MIXER

- Button activation - 15 seconds flow
- Twist button to adjust temperature
- 6, 5, 4 or 3 Star WELS

Order Code: **TFC795100**



TOUCH BUTTON TIME FLOW BASIN TAP

- Programmable flow time
- 6, 5, 4 or 3 Star WELS

Order Code: **ENM1300**



TOUCH BUTTON TIME FLOW WALL MOUNTED TAP

- Programmable flow time, 15 seconds default
- 6, 5, 4 or 3 Star WELS

Order Code: **ENM5073**



SPRING ACTION BASIN SET WITH SP001 SPOUT

- Automatic shut-off
- Cam handles, levers available
- 6, 5, 4 or 3 Star WELS

Order Code: **BUB222C**



SPRING ACTION PILLAR BASIN TAP

- Automatic shut-off
- Cam handles, levers available
- 6, 5, 4 or 3 Star WELS

Order Code: **BUB209C**



CUBISTA BASIN MIXER

- Designer mixer with proven ORAS cartridge
- 3 Star WELS supplied standard

Order Code: **SLM806**



VEGA BASIN MIXER

- Features durable metal spine ORAS cartridge
- 3 Star WELS supplied standard

Order Code: **SLM606**



ENWARE IN BRIEF

Enware is a world-leading Australian designer and manufacturer of quality specialist commercial tapware solutions and safety systems.

Since inception in 1937, Enware Australia has grown significantly. Today, Enware has offices located around the country and is represented in major regions throughout the world including Asia, the Pacific, the Middle East and Europe. As a global leader of specialist tapware and safety systems, Enware offers a more extensive range than any other company on the market.

FRANKE WASHROOM SYSTEMS

Franke WS has been serving customers for over 225 years, with a continued focus on sustainability and longevity to support your business.

The original company was formed in 1784 as silversmiths in Sheffield, England and during the last 225 years has gained an international reputation for manufacturing and supplying quality, well designed and durable products for a wide range of commercial applications.

SPECIALIST
PLUMBING SOLUTIONS

ADAPTABLE WORK
& LIVING SOLUTIONS

ENVIRONMENTAL, HEALTH
& SAFETY SOLUTIONS

STAINLESS STEEL
WASHROOM SYSTEMS

FRANKE
WASHROOM
SYSTEMS

ENWARE
AUSTRALIA PTY LIMITED

1300 369 273 (AUS) WWW.ENWARE.COM.AU INFO@ENWARE.COM.AU

ADDRESS: 9 Endeavour Road,
Caringbah NSW 2229 Australia
POSTAL ADDRESS: P.O. Box 2545,
Taren Point NSW 2229 Australia
PHONE: 61 2 9525 9511
FAX: 61 2 9525 9536

