

Plug and Play Alarm System with Combination Audio Visual and BMS Capability

In an emergency situation, every second counts... a quick response is paramount when it comes to minimising the impact of a workplace injury.

Those precious first few seconds really do count and installing an alarm system is a great way of making sure workmates and first aid personnel are immediately aware that an employee is injured and requires urgent assistance.

The EAA953PP plug and play system means quick and easy installation to get your site ready, just in case an accident does occur.



KEY FEATURES

- 24V system
- Audio visual and BMS capability
- Suitable for installation in non-hazardous zones
- Alarm system can be retrofitted to existing shower and eye wash system
- Electronic inline flow sensor triggers the alarm, transmits signal to activate the red beacon, sounder and signal to the BMS
- Electronic inline pressure sensor triggers alarm, transmits signal to activate amber beacon, sounder and a signal to the BMS

PRODUCT CODES

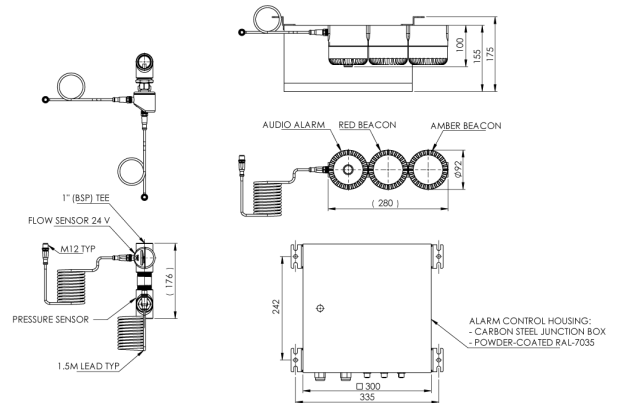
EAA953PP	Combination Shower
EAA953PP-E	Eye/Eye Face Wash
EAA953PP-P	Platform Shower

Due to ongoing Research and Development, specifications may change without notice.
Component specifications may change on some export models.
Refer to warranty statement for warranty details - www.enware.com.au/warranty.

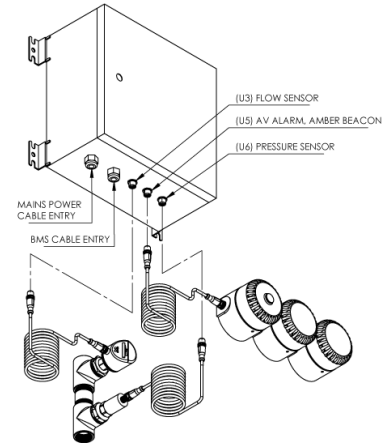
Plug and Play Alarm System with Combination Audio Visual and BMS Capability

TECHNICAL DATA

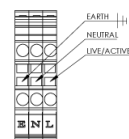
Input Voltage	240V
Output Voltage	24V
IP Rating (Alarm Control Housing):	IP56
IP Rating (Flow Sensor / Pressure Sensor):	IP67
IP Rating (Sounder and Beacon):	IP65
IP Rating (Adaptor Socket):	IP68
Flow Sensor	Electronic; able to pre-set flow rate required (by customer)
Pressure Sensor	Electronic; able to pre-set pressure drop point (by customer)
Sounder Decibel Rating	103 db(A) typical @ 1m
Beacon Lens Colours	Red (Flow Sensor) and Amber (Pressure Sensor)



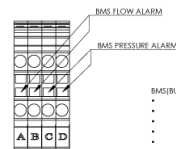
PLUG & PLAY INSTALLATION



INTERNAL ELECTRICAL CONNECTION



- MAIN POWER INPUT
- NOMINAL VOLTAGE: 230VAC
 - NOMINAL FREQUENCY: 50Hz
 - NOMINAL CURRENT: 1A
 - CABLE DIAMETER: 5 - 10mm
 - WIRE SIZE: 0.14 - 1.5mm²



- BMS (BUILDING MANAGEMENT SIGNALS):
- INTERFACE TYPE: SWITCH (DRY CONTACT)
 - OUTPUT TYPE: OPEN/CLOSE (ALARM-RELAY CLOSED)
 - MAX. VOLTAGE: 125VDC, 380VAC
 - MAX. CURRENT: 3A
 - CABLE DIAMETER: 5-10mm
 - WIRE SIZE: 0.14 - 1.5mm²

NOTES:

- ALL HARD WIRED CONNECTIONS TO BE MADE BY A LICENCED ELECTRICIAN.
- CONNECTION TO APPROPRIATE TERMINALS TO BE COMPLETED AS PER AS/NZS 3000:2018.