

Food Service: Pre-Rinse Wall Assembly with Concealed Mixer Assembly -Compact Version with Pot Filler

A heavy-duty wall mounted pre-rinse spray and riser assembly to meet most commercial and institutional kitchen requirements. Ultra-Rinse pre-rinse trigger spray cleans more efficiently, requiring less water per minute.

KEY FEATURES

- Dual check valves for backflow protection
- Mixing taps are supplied separately making this ideal for the conversion of an existing wall sink set to a pre-rinse outlet
- Note Extended Depth Spindles are no longer available-consider using Exposed Mixer Sets (FWS031/FWS131)
- Spring return allows the spray and hose to be pulled into the spraying position and to retract back from the washing area when released
- Pot filler to maximise efficiency and workspace
- WELS 6 Star (4 lpm) water efficiency rating
- Quarter-turn, contra-rotating 80mm lever handles
- Jumper Valve
- Clear identification on all lever handles with blue, yellow or red coloured indicator collars
- Attractive, solid brass chrome body
- Robust construction for superior performance



PRODUCT CODE

FWS121W

Food Service: Pre-Rinse Wall Assembly with Concealed Mixer Assembly -Compact Version with Pot Filler



Products are to be installed in accordance with the Plumbing Code of Australia and AS/NZS3500. Reference should also be made to the Australasian Health Facility Guidelines (AHFG), ABCB and Local Government regulations when considering the choice of, and the installation of these products.

This product is compliant with the Lead Free requirements of NCC Volume Three.

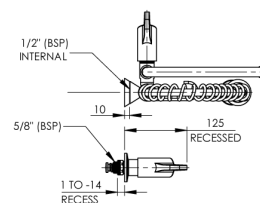
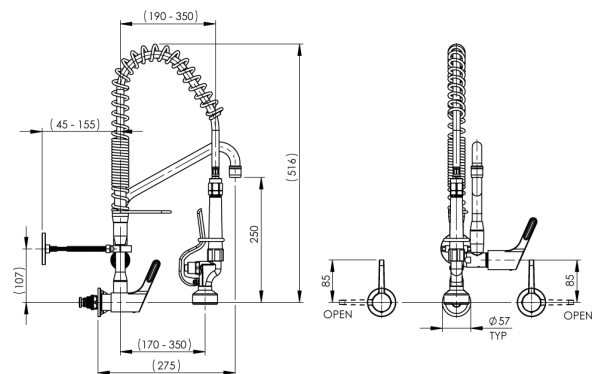
Due to ongoing Research and Development, specifications may change without notice. Component specifications may change on some export models.

Refer to warranty statement for warranty details - www.enware.com.au/warranty.

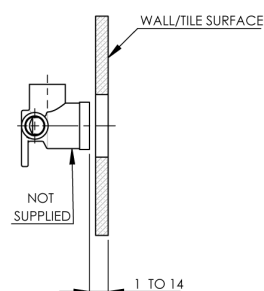
Food Service: Pre-Rinse Wall Assembly with Concealed Mixer Assembly -Compact Version with Pot Filler

TECHNICAL DATA

| | |
|---|-----------------------|
| Standard WELS | 6 Stars |
| Pot Filler Flow Rate | 5L/min |
| Trigger Spray Flow Rate | 4L/min |
| Valve Type | 1/4 Turn Jumper Valve |
| Maximum Working Temperature | 70°C |
| Minimum Recommended Pressure | 100 kPa |
| Maximum Recommended Pressure | 500 kPa |
| Maximum Static Pressure | 800 kPa |
| Ensure spring return and hose movement is not impeded by surrounding equipment, benches and shelving. | |
| Applying excessive pulling force may damage the hose assembly. | |



Wall-Depth Adjustment



OPTIONAL ACCESSORIES

| | |
|-------------|---|
| FS729SS-KIT | Soft Spray conversion kit for FS729 trigger spray |
|-------------|---|

Food Service: Pre-Rinse Wall Assembly with Concealed Mixer Assembly -Compact Version with Pot Filler

SPARE PARTS

| | |
|-------------|---|
| JHS382LTC | Rising Spindle Recess Stuffing Box Assembly - 1/4 Turn Jumper Valve - LTC |
| JHS382RTC | Rising Spindle Recess Stuffing Box Assembly - 1/4 Turn Jumper Valve - RTC |
| FSJ308LTC | Lever Handle 80mm Recess Adaptor - Jumper Valve - 1/4 Turn Rising SBA LTC - Colour Indicators |
| FSJ308RTC | Lever Handle 80mm Recess Adaptor - Jumper Valve - 1/4 Turn Rising SBA RTC - Colour Indicators |
| FSJ378-80 | Lever Handle Only 80mm - Jumper Valve with Colour Indicators |
| FS077NS | Service Kit Suits FS729 |
| FS721S | Stuffing Box Assembly - FS721/FS729 |
| FS790 | Trigger Spray Handle & Screw Replacement |
| FS020 | Wall Mounted - Riser Base |
| FS729 | Pre-Rinse Ultra Rinse Trigger Spray |
| FS795 | Spray Nozzle and Guard for Ultra Rinse Trigger Spray |
| FS734 | Washer Service Kit - O-Rings, Grub Screws, Aerator |
| WLJS398 | Colour Indicator Kit JV |
| FSHOSE65 | Spare Parts: Hose 15mm 1/2"BSP FI - 650mm |
| FSHOSE65KIT | Spare Parts: Hose Kit 15mm 1/2 BSP FI x M15 650mm with Spring Suits Pre April 24 |
| FS063 | Spare Parts: Pot Filler Adaptor - Excluding Spout |
| FS181 | Spare Parts: Spout Swivel Outlet Aerated - 230mm - 105mm Height |
| FS053L | Riser Assembly 300mm Low Lead |
| SP301 | Spare Parts: Aerator - M22x1 F/Male - No.1 - Standard |
| FS070 | Adjustable Wall Bracket - Standard |
| FS072 | Trigger Spray Hook |