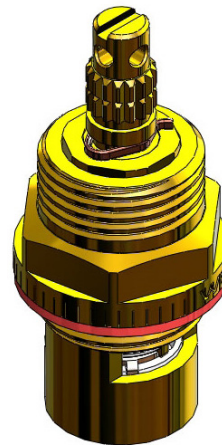


# Leva Basin / Sink SBA - Ceramic Disc

## LEV381

### KEY FEATURES

- Replacement SBA for LEV150 and LEV80 series (150mm and 80mm lever handles)
- Suitable for LEV Basin / Sink sets (LTC for hot / warm, RTC for cold)
- 1/4 turn contra-rotating ceramic disc SBA



### PRODUCT CODES

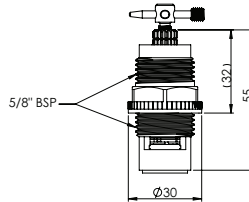
LEV381LTC	Leva Basin / Sink SBA Ceramic Disc - 1/4 Turn Anticlockwise to Close
LEV381RTC	Leva Basin / Sink SBA Ceramic Disc - 1/4 Turn Clockwise to Close

Version: Feb 22

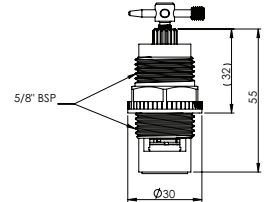
# Leva Basin / Sink SBA - Ceramic Disc

## TECHNICAL INFORMATION

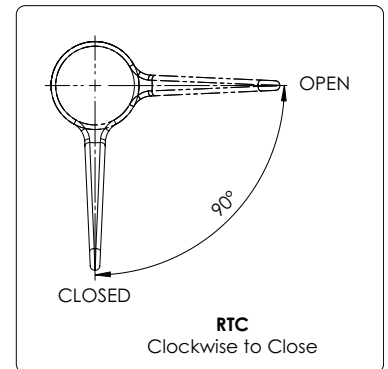
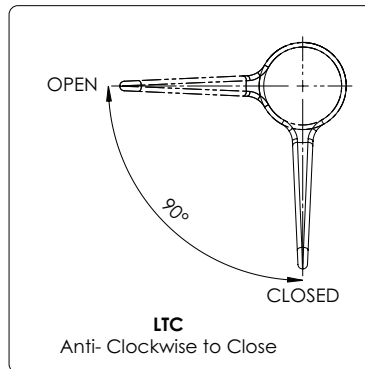
Maximum Static Pressure	800kPa
Working Pressure Range	50-500kPa
Maximum Working Temperature	85°C



LEV381LTC



LEV381RTC



Enware products are to be installed in accordance with the Plumbing Code of Australia and AS/NZS3500. Reference should also be made to the Australasian Health facility Guidelines (AHFG), ABCB and Local Government regulations when considering the choice of, and the installation of these products.

Enware Australia advises:

1. Due to ongoing Research and Development, specifications may change without notice.
2. Component specifications may change on some export models.
3. Refer to warranty statement for warranty details - [www.enware.com.au/warranty](http://www.enware.com.au/warranty)

Version: Feb 22